

WISA[®]-Form MDO

WISA-Form MDO is a coated special plywood for use in loose panel concrete formwork.

Base board

Plywood made solely from spruce (softwood) veneers bonded together in a cross banded construction.

Bonding

Phenolic resin cross-banded weather resistant glueing according to EN 314-2/class 3.

Surface and edges

Face: MDO coating, for matt concrete finish.

Reverse: Dark brown phenolic film with imprinted text "WISA-Form MDO" as moisture barrier.

Edge sealing: Water resistant paint.

Thicknesses and weight

Nominal thickness (mm)	Min. thickness (mm)	Max. thickness (mm)	Weight kg/m ² (MC 10 %)
18	17.5	18.5	9.0
21	20.5	21.5	10.0

Panel size

2440 x 1220 mm

Size tolerance (length/width) ± 1 mm per metre

Squareness tolerance ± 1 mm per metre length of diagonal

Reuses

Typical number of reuses is likely to be in the range of 10 - 15 times. However, the number of reuses will depend on a wide range of factors including good site practice, the required concrete finish, careful handling & storage of forms and the type and quality of release agent.

Form release agents

The selection of the most suitable release agent will ensure cleaner striking of the forms and thus more reuses, as well as better quality concrete finishes. The chemically active release agents are considered to be the most suitable for MDO coating.

Important note: MDO coating is not pre-oiled and must be oiled twice before first use, and thereafter once before each subsequent reuse of the form.





Design Data

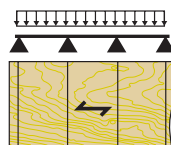
Mechanical properties of WISA-Form MDO, in standard thicknesses, moisture content $10 \pm 2\%$.

Nominal thickness (mm)	Mean modulus of elasticity bending (N/mm ²)		Characteristic strength bending (N/mm ²)	
	Emll	Eml-	fmll	fml-
18	8170	3830	20.4	13.0
21	7547	4453	18.9	14.3

WISA-Form MDO is constructed with the grain direction of the outermost (face) veneers running parallel to the long edges of the panel. Therefore boards should always be used with the long edges parallel to the span direction to minimise deflection of the shutter.

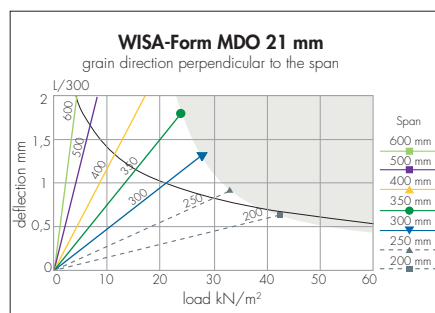
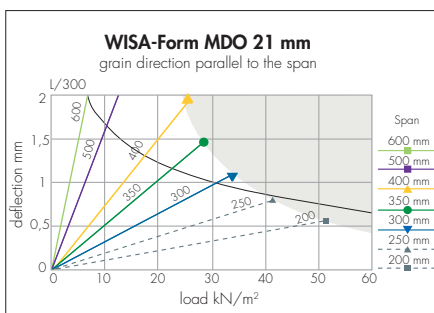
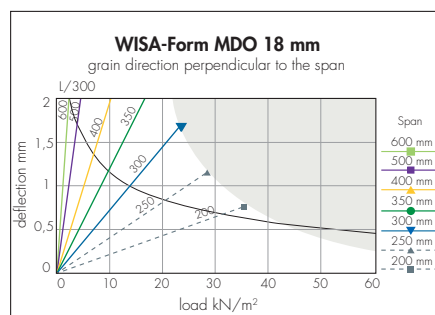
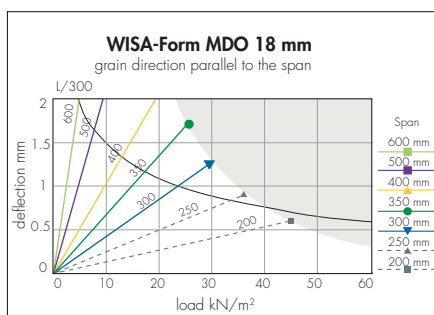
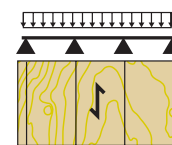
Face grain parallel to the span (||)

← grain direction of surface veneers



Face grain perpendicular to the span (⊥)

← grain direction of surface veneers



UPM Plywood

Niemenkatu 16
P.O. Box 203
FI-15141 Lahti
Finland

Tel. +358 204 15 113
Fax +358 204 15 112

www.wisaplywood.com
www.upm.com

Moisture content 27 %, short term loading

Partial safety factor for the material is 1.3. Partial safety factor for the loads is 1.2.

Deflection limit $L/300$ of the span

Support width is not taken into account in calculations

Instructions for use

See "Guide to Good Site Practice" available from UPM.

UPM policy is one of continuous development. We reserve the right to amend specifications without notice or obligation.